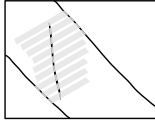
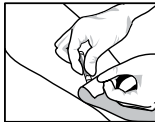


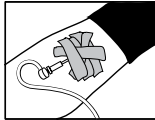
COMMON DETACHOL APPLICATION AREAS



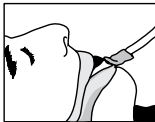
**WOUND
CLOSURE
STRIP
REMOVAL**



**WOUND
DRESSING
REMOVAL**



**IV
DRESSING
REMOVAL**



**ENDOTRACHEAL
TUBE
REMOVAL**



780 West Eight Mile Road, Ferndale, MI 48220
877-433-7626 • www.detachol.com

Detachol is a registered trademark of Ferndale IP, Inc.
MD39 05/06

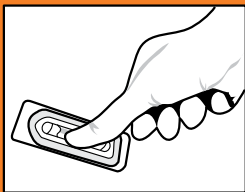
detachol[®]

ADHESIVE REMOVER


When you need it off quickly,
painlessly, safely, and entirely.



Detachol is a non-irritating
adhesive remover used to aid
in the removal of dressings, tapes,
and most sticky residue from the skin.



1 CRACK



2 PEEL



3 APPLY

3 EASY STEPS FOR PAINLESS REMOVAL

Place an individual vial in the blister-pak on a hard surface (label facing down). Gently apply pressure to the vial through the blister-pak to crush the inner ampule, thereby releasing the Detachol. Do not crush the ampule more than once.

Remove the individual vial using an aseptic technique. Peel back the lid and deliver the Detachol adhesive remover vial.

By gently squeezing the vial, apply Detachol to the corner of the tape or dressing. Once the corner is saturated, carefully lift the tape. Continue squeezing the vial, while gently pulling the tape or dressing at the same time. Continue application until adhesive is completely removed. Clean the area with mild soap and water. Avoid contact with broken skin.

Warnings: For external use only.
Contains: Specially Refined Parafin Hydrocarbons
Caution: Flammable. Keep out of the reach of Children.
If swallowed, do not induce vomiting.
Call physician immediately